


**2011-  
2012**  
Hunting  
Season

# Dupuis WEA Dove Field

Public Small Game Hunting Area

Regulations Summary and Area Map  
July 1, 2011 - June 30, 2012

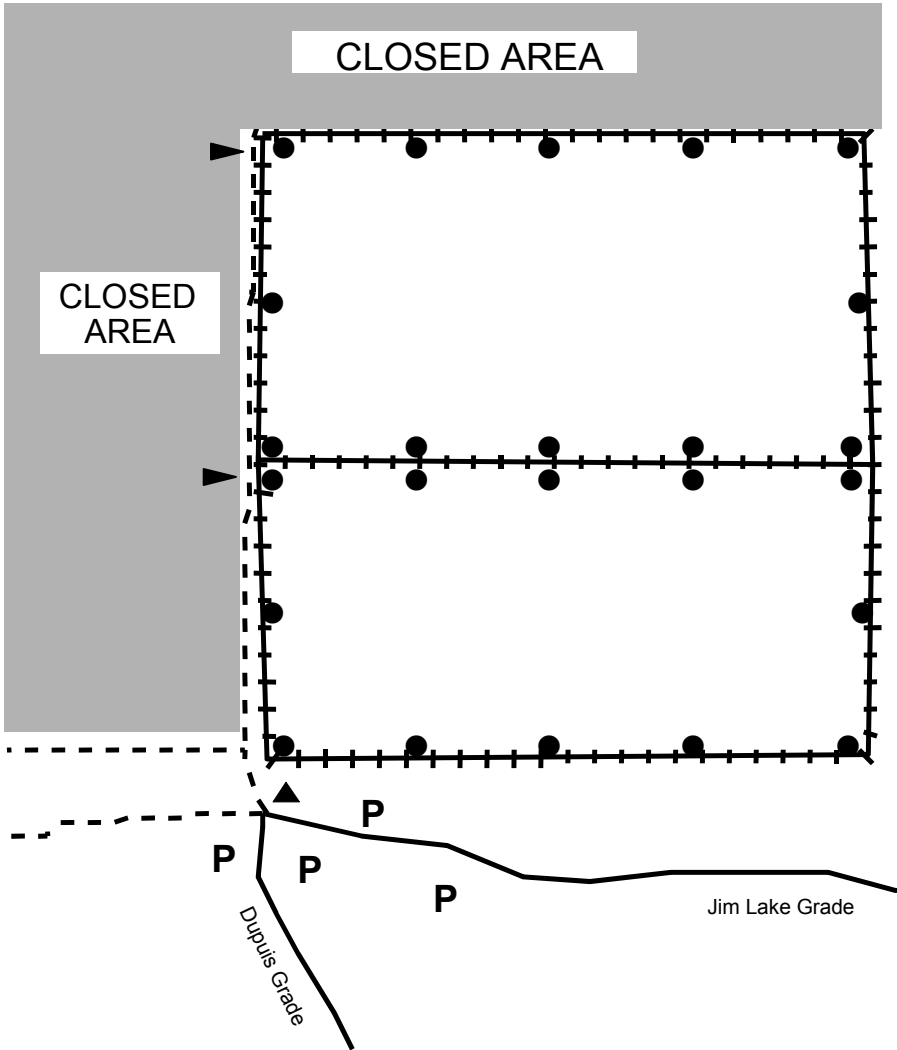


A cooperative public small game hunting area

South Florida Water  
Management District

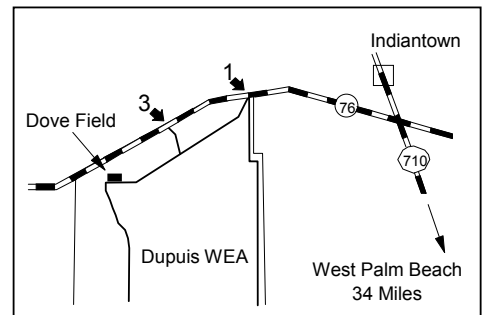
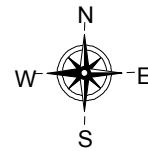
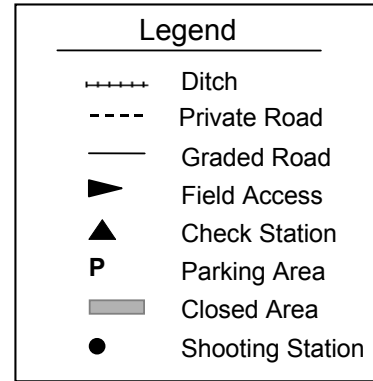
Florida Fish and Wildlife  
Conservation Commission

MyFWC.com



## Dupuis WEA Dove Field

(33 acres)



## DUPUIS DOVE HUNTS

- Hunt Dates: Sundays Only  
First Phase: October 2, 9\*, 16\*, 23\*  
Second Phase: November 13\*, 20\*, 27  
Third Phase: December 11, 18, 25  
January 2, 8
- Legal to Take  
- Mourning Dove  
- White-winged Dove
- Bag Limit: 15 doves daily, 30 in possession (singly or in aggregate). Caution: it is the hunter's responsibility to positively identify doves before shooting. Shooting at other species of birds is strictly prohibited.
- Shooting Hours  
- Noon until sunset during all phases.

## LICENSE AND PERMIT REQUIREMENTS

- All hunters, (excluding the youth that accompany the permit holder) including disabled persons, military home on leave and senior citizens must apply for and receive a Quota Hunt Permit in order to participate in the Dupuis WEA Dove Quota Hunts. In addition to the quota hunt permit, a valid Florida Hunting License, Wildlife Management Area Permit, and a free Migratory Bird Permit are required unless exempted by law. Children age 15 that will turn 16 before or during a period when a quota hunt permit is required should purchase a Management Area permit and apply as a non-exempt hunter.
  - Permit applications: Hunters must submit electronic applications for quota permits through the Commission's Total Licensing System (TLS). For worksheets and more information visit the hunting page at MyFWC.com and click on Limited Entry Hunts. Each permit will be valid for one hunt only and each individual may receive no more than one permit per hunt date and no more than two permits for the season. A permit allows an adult, or an adult and a youth, under the age of 16, to hunt together. The adult and the youth may each take a bag limit. Forty-four (44) daily use permits will be available for each hunt. Permits are transferable.
- ## CHECK STATION PROCEDURES
- During established deer quota hunts (dates with a \*), vehicles shall enter through Gate 3 and hunters should check in at the check station there. During the remaining second phase hunt dates, vehicles shall enter through Gate 1 and hunters should check in at the field. During the Third Phase hunt dates, hunters should enter through Gate 1 and register at the Small Game self-check station.
  - Hunters issued a permit through a license agent, tax collector's office, or online must check-in at the check station on the date of the hunt between 11:00 a.m. (ET) and 3:00 p.m. (ET) or their permit will be voided as a no-show. No-show and unissued permits will be

issued on a first come, first served basis at the check station beginning at 3:00 p.m. (ET) the day of the hunt.

- The check station hours are 11:00 a.m. (ET) until 1 hour after sunset. Station assignments may be changed at the check station only. After hunting, all permit holders must check out at the check station and report all doves taken.

## GENERAL REGULATIONS

- Hunter access to the dove field is prohibited except during specified dove hunts.
- The possession or consumption of intoxicating beverages is prohibited.
- Hunting north of the Jim Lake Grade, except within posted dove field boundaries, is prohibited.
- Hunter access to the field shall only be through the pedestrian gate at the corner of Jim Lake and Dupuis Grades.
- Hunting with firearms other than shotguns is prohibited. Hunting with shotgun shells other than No. 7 ½, 8, 8 ½, or 9 is prohibited. All spent shells should be collected and removed from around station.
- Only bird dogs or retrieving dogs may be used for hunting within the dove field during hunt dates.
- Hunters shall hunt from assigned stations. The movement of station markers is prohibited.
- All vehicles should be parked completely off the graded road in the designated parking areas.

## DOVE HUNTING SAFETY TIPS

1. Be sure to carefully check your shells before you enter the field. Be sure you are using the correct shells for your gun. Also, make sure your gun is plugged to hold no more than 3 shells. Collect your spent shells.
2. Please, do not load your gun until you have reached your shooting position. Unload your gun when you leave your shooting position.
3. Identify your safe zone of fire and only shoot within this zone. Your safe zone of fire is the area you can safely shoot considering the location of other hunters, roads, and field boundaries.
4. At all times, know where other hunters are located on the field, and make sure other hunters know where you are.
5. Do not shoot at low-flying birds; remember to always shoot skyward and not toward the horizon. Always wear safety glasses and a cap with a bill to protect your eyes from falling shot.

6. Be patient and careful when retrieving downed birds. Visually mark the location of the downed bird before you leave your shooting position. Be sure other hunters in your area are aware that you are entering the field.

7. Do not attempt to shoot at doves when you are retrieving a downed bird or when you are away from your shooting position for any other reason.

## DOVE HUNTERS' HOTLINE

Weekly updates on dove fields throughout the state can be found at [www.MyFWC.com](http://www.MyFWC.com) or by calling 1-850-875-2473.

## DOVE FIELD LOCATION

- Dupuis Wildlife and Environmental Area is located off S. R. 76 approximately 3 miles from Port Mayaca in Martin County (see inset on reverse). From Okeechobee or West Palm Beach, take S.R. 710 (Beeline Highway) to S.R. 76 (just south of Indiantown). Go west on S.R. 76 approximately 5 miles for Gate 1 and 6 miles for Gate 3. The field is located north of the corner of Jim Lake and Dupuis Grades (see map).

## GENERAL INFORMATION

- Dupuis WEA was acquired under the Save Our Rivers (SOR) program. The purpose of a wildlife and environmental area is to conserve and protect unique and irreplaceable wildlife habitats, restore areas to their original condition as much as possible, and allow controlled multiple recreational and educational uses consistent with this purpose.
- For more information contact the Commission's Dupuis office at (561) 924-1939 or the South Region Office in West Palm Beach at (561) 625-5122.
- To report violations call the Wildlife Alert line at 1-888-404-3922.

1-888-HUNT-FLORIDA (486-8356) or  
1-888-FISH-FLORIDA (347-4356)

Purchase your hunting and fishing licenses 24 hours a day with your credit card and a toll-free call. (A \$3.95 convenience charge will be added.)

*This agency and the Department of Interior prohibit discrimination by race, color, nationality, age, sex, or handicap. If you believe you have been discriminated against in any program, activity, or facility of this agency, write to: Florida Fish and Wildlife Conservation Commission, 620 South Meridian Street, Tallahassee, FL 32399-1600; or to Office of Human Relations, USFWS, Department of Interior, Washington, D.C. 20240.*